

EARLY LEARNING SERVICES

HEAD START  STATE PRESCHOOL

Head Start | Early Head Start Annual Report 2018-2019



Serving Our Community Since 1965

Letter from the Director

It is with great pleasure that I share with you our Annual Report for 2018-19. It captures our activities and accomplishments that support a child's learning for school readiness and a lifetime of academic success. Research shows that children who receive high quality early learning experiences, coupled with parent and family support, are far more likely to succeed in school and through out their life.

Our Santa Clara County Office of Education (SCCOE) Early Learning Services Head Start | Early Head Start Programs prepare children with the skills they need to have a successful transition into kindergarten and beyond. We achieve this by establishing school readiness goals that are age and developmentally appropriate. These efforts are aligned with SCCOE's goal to "improve student equity and access to high-quality education."

These goals are centered on social/emotional development, cognition, language and literacy, physical health and motor development. Our highly trained professionals are dedicated to providing a quality program for students and families. This has been further validated and confirmed by federal reviewers who gave the program numerous commendations. These commendations are a measure of 100% compliance in all program areas for nine consecutive years. This is primarily due to the staff's expertise, innovative practices and a long history of striving for excellence.

Please take the time to learn about the great work the Head Start | Early Head Start staff are doing for children and families in Santa Clara and San Benito Counties. You may access this annual report and other information including the Head Start enrollment application at www.myheadstart.org.

Thank you,



Antonio Fuentes
Director, Early Learning Services

About Us

Head Start | Early Head Start Program is a part of the Early Learning Services (ELS) Department, which provides a variety of services for young children, families, districts, and community stakeholders within Santa Clara and San Benito Counties. The ELS department also includes State Preschool, the Local Early Education Planning Council (LPC), and the California Preschool Instructional Network (CPIN). The department also leads and participates in early learning efforts for the office, such as the Santa Clara County Early Learning Master Plan, and Educare California at Silicon Valley.

Our Values

- A child's natural curiosity
- Teacher's ability to understand that each child is unique
- Cultural Competency of the staff
- Families' moral and cultural value system
- Parents and staff working together to set the foundation for lifelong learning

Our Services

- Health, Dental, Nutrition, Medical
- Quality Education
- Professional Development, Educational Technology, Mental Health, and Disabilities Services
- Family Engagement, Family Advocacy, Assessments, Parent activities, Family Partnership Agreements

Mission

We serve and act on behalf of the welfare of all young children. We will foster every child's inherent physical, social-emotional, linguistic, cultural, creative, and academic potential.

Vision

Every day we embrace each child's wonder and curiosity, and with our partners, engage all children in rich, diverse opportunities to ensure they reach their greatest potential in life, thereby creating socially equitable opportunities for all.

Our Community Assessment

Our 2018-19 community assessment provides an evaluation of the needs and resources available to low-income families and priority child populations residing in the Santa Clara County Office of Education’s Head Start | Early Head Start Program service area. The report describes the context in which Head Start | Early Head Start Programs operate and is useful for ensuring that the correct services are provided to the appropriate population. Please visit our website at www.myheadstart.org for the Santa Clara County Office of Education, Head Start Program 2018-19 Community Assessment.

Serving Children with Partners

Our Partners

- Kidango
- Milpitas Unified School District
- SJB Child Development Center

Number of Children Served by Our Partners

Head Start	580 children
Early Head Start	112 children



Through our partnerships, we are able to provide greater access to families, build capacity, and share in expert knowledge. In addition, partnering with childcare creates continuity of care from infancy to pre-K. Our partners served 692 Head Start | Early Head Start children in 2018-19.

Eligible Children Served

The program serves families who live in Santa Clara and San Benito Counties which are located south of the Bay Area peninsula, and next to the surrounding counties of San Mateo to the north and Santa Cruz to the west. As of 2018, our service area includes a total population of 1,937,570 residents in Santa Clara County and 61,537 residents in San Benito County for a service area total of 1,999,107 population.

Head Start

Our Head Start Program served **twenty-seven percent (27.2%)** of the eligible preschool children in Santa Clara County and **twenty-eight percent (27.9%)** of the eligible preschool children in San Benito County during the 2018-19 program year. This was equivalent to a total of **twenty-seven percent (27.2%)** for both counties.

(Calculation used: Number of Head Start slots over total three/four-year-olds eligible preschool children in the two counties.)

Population Characteristics	San Benito County	Santa Clara County
2018 Population Estimate, as of July 1, 2018	61,537	1,937,570
% 2018 Population under 5	6.6%	5.9%
All Persons living in poverty	9.2%	7.9%
% Families living below Poverty Level	7.3%	4.9%
% Children under 5 below Poverty Level	17.6%	7.5%

Sources: <https://www.census.gov/data/datasets/time-series/demo/popest/2010s-counties-detail.html> and <https://www.census.gov/acs/www/data/data-tables-and-tools/data-profiles/2018/>

Early Head Start

Our Early Head Start Program served **two percent (2.3%)** of eligible preschool children in Santa Clara County and **five percent (5.5%)** of eligible preschool children in San Benito County during the 2018-19 program year. The totals for both counties added up to be **two percent (2.5%)**.

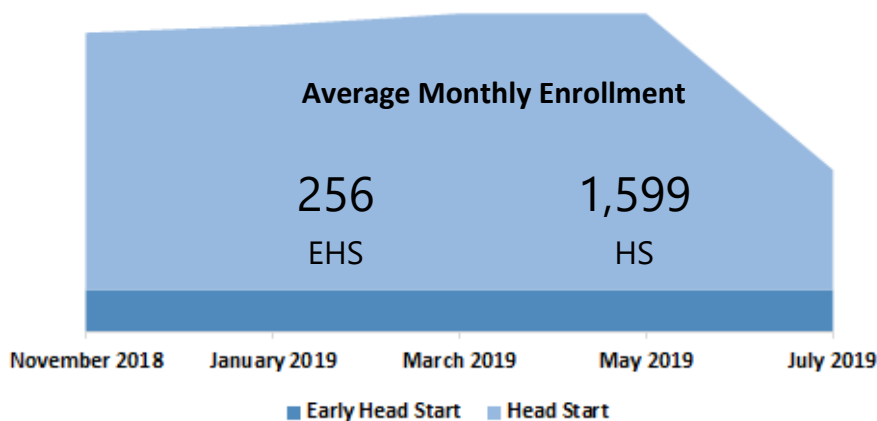
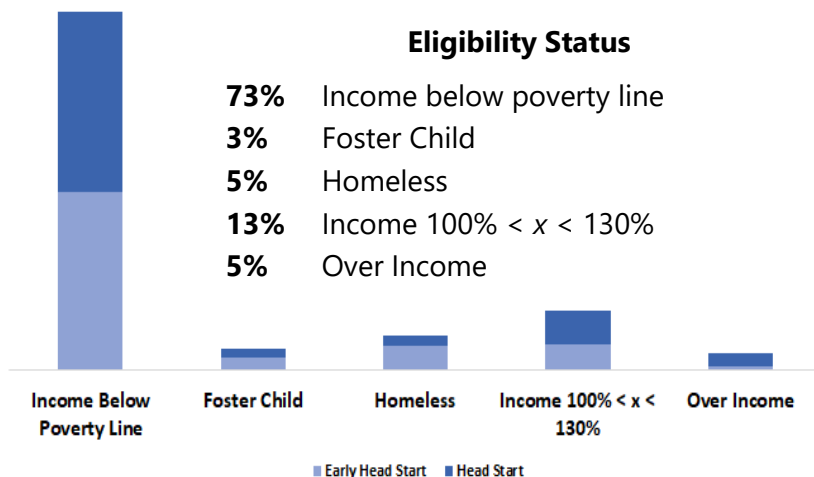
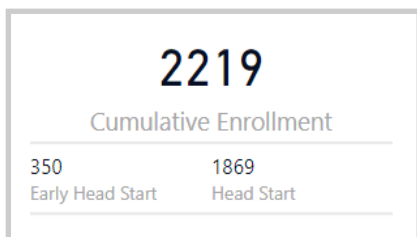
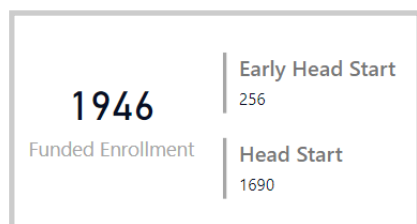
(Calculation used: Number of Early Head Start slots over total zero to three-year-olds eligible children in the two counties.)

Sources: 2018 Head Start Community Assessment , taken from U.S. Census, 2012-2016 American Community Survey 5-Year Estimates, U.S. Census Bureau

Our Children

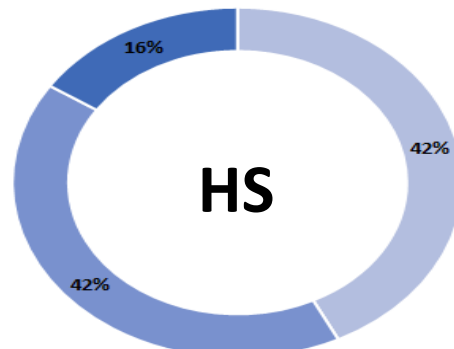
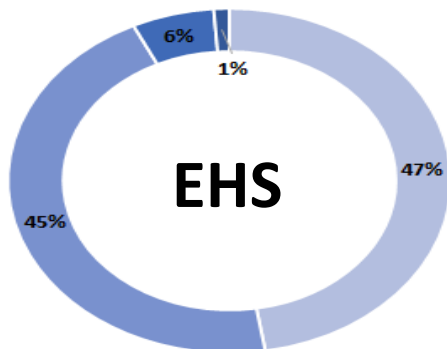
The purpose of the Head Start Program is to “break the cycle of poverty, providing preschool children of low-income families with a comprehensive program to meet their emotional, social, health, nutritional and psychological needs.” ... the Office of the Administration for Children & Families


Number of Children Enrolled



Primary Language of Children

- English
- Spanish
- East Asian Languages
- Unspecified

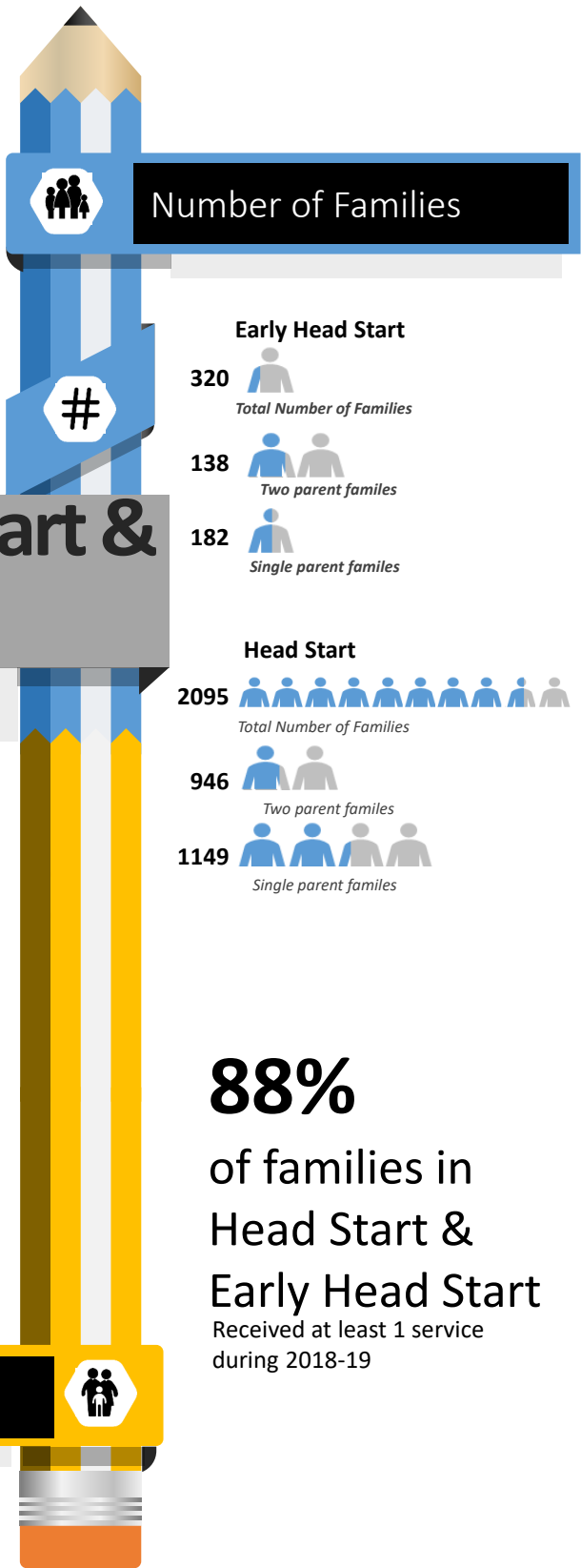




45% **55%**
of Family Type

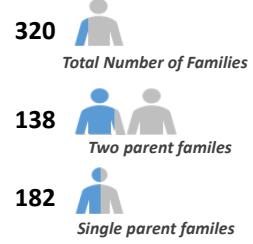
During the 2018-19 Program Term, there was a slightly greater proportion of single parent families than two-parent.

Families in Head Start & Early Head Start

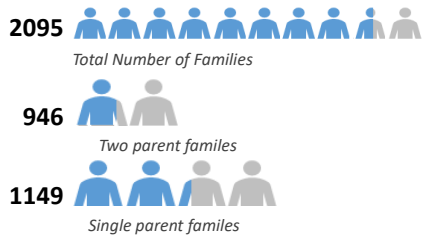


Number of Families

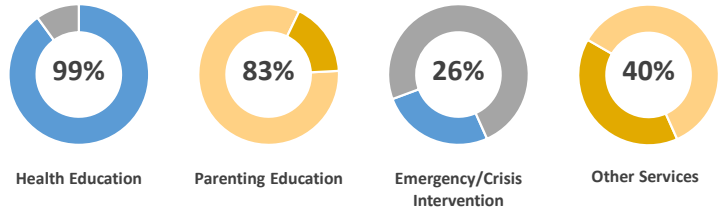
Early Head Start



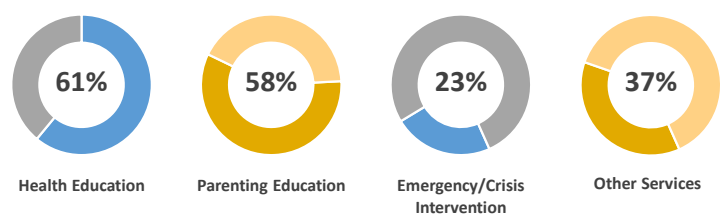
Head Start



Early Head Start



Head Start



Services Received

88%
of families in
Head Start &
Early Head Start
Received at least 1 service
during 2018-19

Family Engagement



The Head Start Program works in partnership with parents and families. A strong relationship between families and Head Start staff is essential to promoting healthy child development and positive learning outcomes. We value parents in our program and encourage involvement in a variety of ways including, engaging parents through parent committees, education, nutrition, family services, budget and personnel committees, which meet at least three times a year. Parents involved in these committees help to strengthen the services provided to children and families, and to make recommendations for the program.

Policy Council



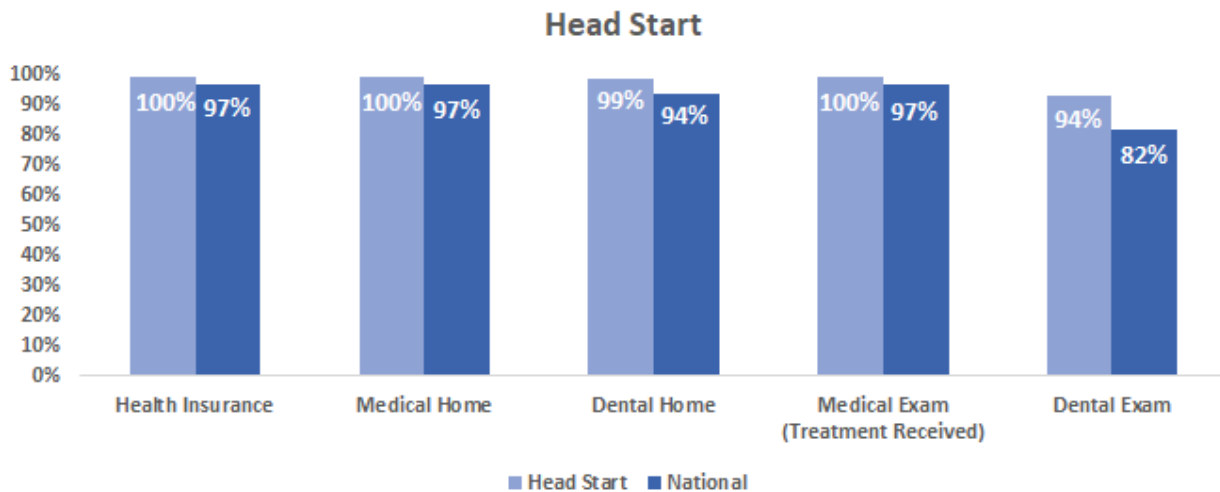
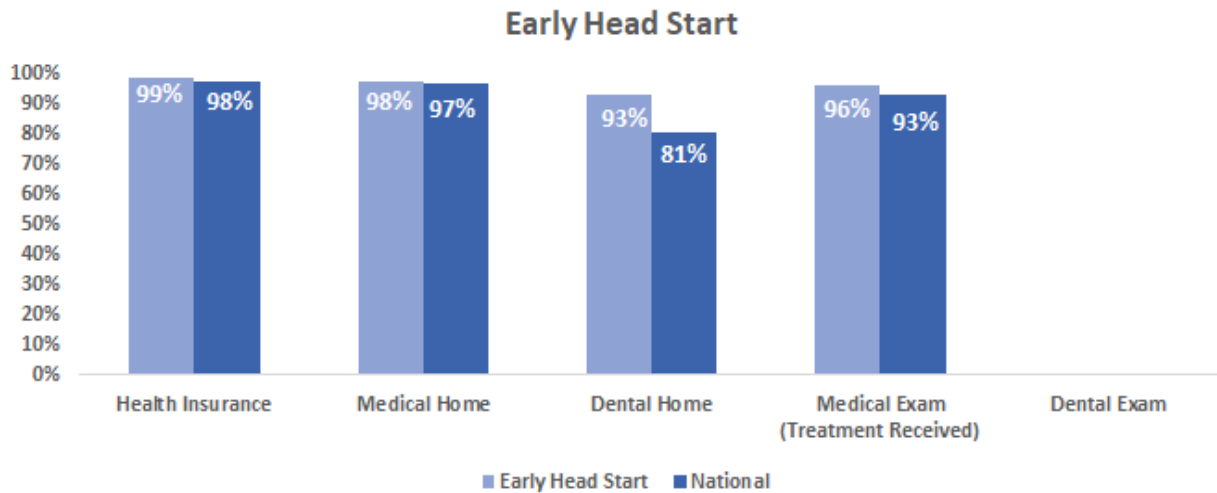
From left to right: Crystal Toriche (Chairperson), Maricarmen Martinez (Vice-Chair Person), Evelyn Gonzalez (Parliamentarian), & Maria Alcantar (Treasurer)

The Head Start Policy Council makes decisions about the overall direction of the program in Santa Clara & San Benito Counties. The council is made up of elected parent representatives, past parents, and individuals from community agencies.

Health Services

The Head Start | Early Head Start Program emphasizes the importance of early identification of health or mental health needs, which, if undetected or untreated, might cause learning difficulties. The program makes every effort to ensure that your child is connected to a doctor or clinic in order to receive a complete age-appropriate health assessment as recommended by his/her physician.

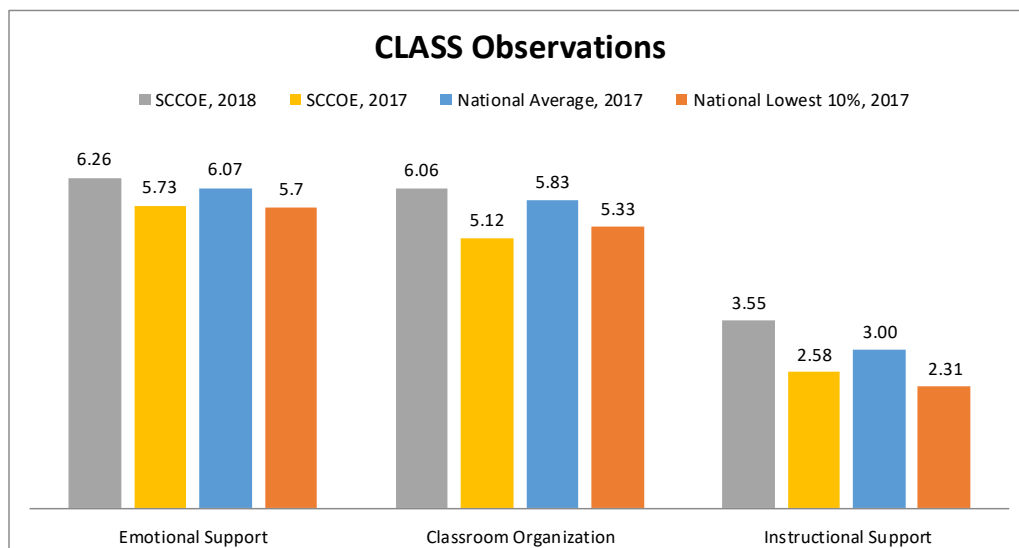
Health screenings are performed throughout the school year. Parents are notified when screenings are scheduled and receive copies of the results. Within 45 days from the first day of attendance, Head Start children are screened and assessed in the following areas: Developmental, Behavior, Vision & Hearing, Dental.



High Quality Education

The program's goal is to provide children with an educational experience that will give them the skills and confidence necessary to be prepared to succeed in their present environment and that will serve as a foundation for success in kindergarten and beyond. A large part of this goal is contingent on our ability to build the capacity within our staff to create and deliver a high-quality educational experience as well as creating monitoring systems geared towards continuous quality improvement. Our teachers are our greatest asset in providing the highest quality of education. As a part of preservice training activities, staff participated in the Creative Curriculum, Teaching Pyramid, Trauma-Informed Practice, and additional pieces of training along with their required annual topics. All staff had the opportunity to implement the Creative Curriculum Fidelity Tool assessment to identify different coaching needs including self-coaching, peer coaching Professional Learning Communities.

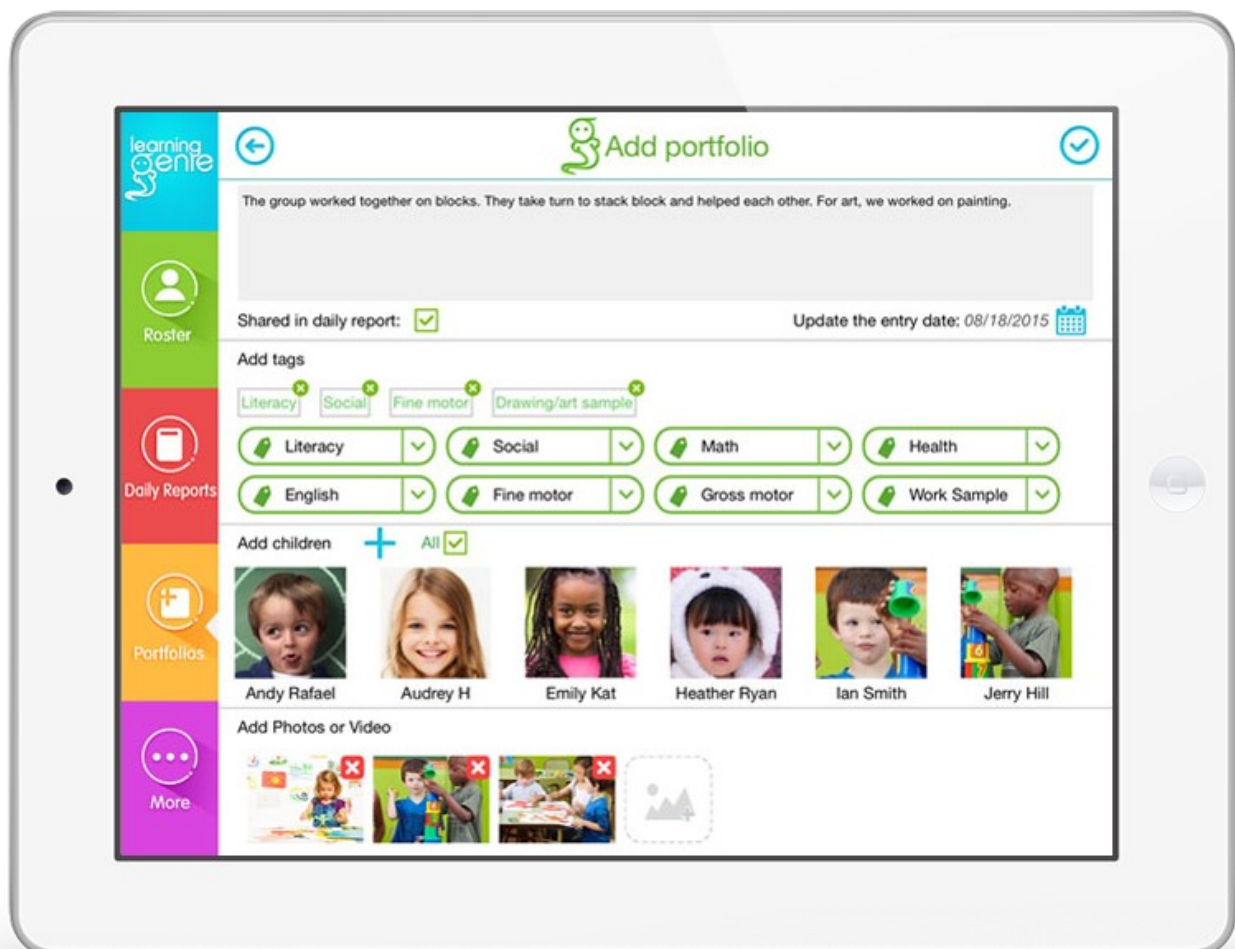
The integration of educational technology tools across our program has produced meaningful data regarding the classroom learning experience. The Classroom Assessment Scoring System (CLASS®) is an observation instrument that assesses the quality of teacher-child interactions in center-based preschool classrooms. CLASS® includes three domains or categories of teacher-child interactions that support children's learning and development: Emotional Support, Classroom Organization, and Instructional Support. The chart below provides our performance on CLASS observations from 2018 and 2017 in comparison to the national average and the national lowest 10% of 2017.



Desired Results Developmental Profile


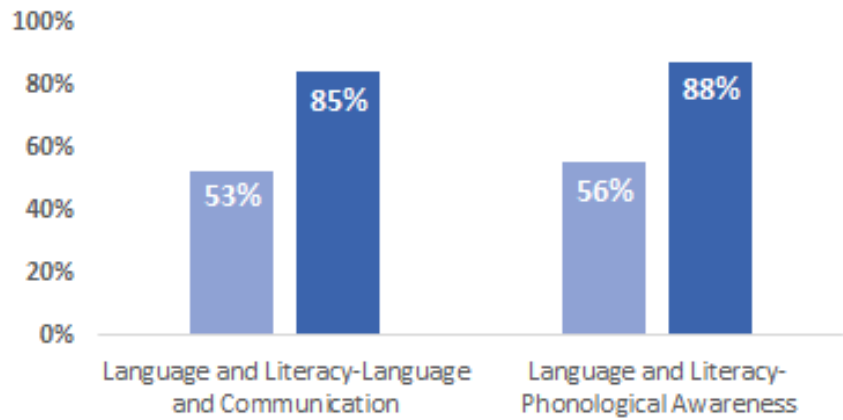
Our analysis for 2018-19 demonstrates that children enrolled in the SCCOE's Head Start | Early Head Start programs made significant developmental progress helping them develop the foundational skills to be successful in kindergarten and in life.

Developmental progress is monitored through teacher observations via the Learning Genie App, work samples and parent input throughout the year. This information helps teachers to rate children on the Desired Results Developmental Profile - Preschool 2015 Edition (DRDP-2015) three times per year. The DRDP allows the SCCOE Head Start program to assess how children are developing individually within growth domains across all classrooms program-wide. DRDP measures the child's Average Developmental Level (ADL).

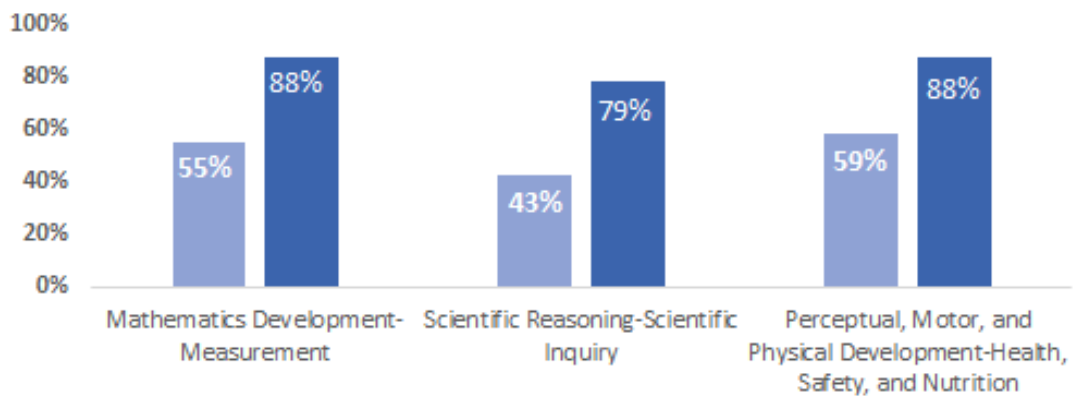


Monitoring Developmental Progress

Language and Literacy



Socio-Emotional Behavior



■ Fall 2018 ■ Spring 2019

Program Information Report (PIR)

Head Start Program Year 2018 - 19

CUMULATIVE TOTAL ENROLLMENT	SCCOE	STATE	NATIONAL
Percentage (%) of children enrolled for multiple years	26.1%	33.8%	34.0%
Percentage (%) of children enrolled less than 45 days	2.4%	4.7%	3.9%
Children and pregnant women (if EHS) who left the program and did not re-enroll	15.9%	16.3%	13.8%
At end of Enrollment Year			
Percentage (%) of children with health insurance	99.5%	99.0%	97.1%
Percentage (%) of children with a medical home	99.5%	98.5%	97.3%
Percentage (%) of children with up-to-date immunizations, all possible immunizations to date, or exempt	99.7%	99.3%	97.0%
Percentage (%) of children with a dental home	99.1%	95.5%	94.1%
Percentage (%) of children with an IFSP or IEP	11.8%	12.7%	13.5%
Children up-to-date on a schedule of preventive and primary health care per the state's EPSDT schedule at the end of enrollment year	92.5%	85.7%	85.8%
Of the children up-to-date on health screenings, Children diagnosed with a chronic condition needing medical treatment	13.9%	12.2%	10.4%
Children that received special education or related services for one of the primary disabilities reported in the PIR	100.0%	99.5%	96.7%
Children completing professional dental exams	93.6%	83.2%	81.8%
Of the preschool children receiving professional dental exams, preschool children needing professional dental treatment	22.8%	24.9%	16.6%
Of the preschool children needing dental treatment, preschool children who received dental treatment	91.9%	79.7%	72.8%
Percentage (%) of families who received at least one of the family services reported in the PIR	85.9%	78.0%	65.9%
Percentage (%) of families experiencing homelessness during the enrollment year that acquired housing during the enrollment year	34.5%	25.0%	30.4%
Classroom teachers that meet the degree/credential requirements	63.6%	67.3%	71.9%
Preschool classroom assistant teachers with a CDA/equivalent or higher, or are enrolled in a CDA or ECE degree program	100.0%	95.1%	88.0%

**Program Information
Report (PIR)
Early Head Start Program
Year 2018-19**



CUMULATIVE TOTAL ENROLLMENT	SCCOE	STATE	NATIONAL
Children enrolled for multiple years	23.9%	43.7%	44.3%
Children enrolled less than 45 days	7.1%	6.1%	5.6%
Children who left the program and did not re-enroll	43%	33.4%	30.2%
At end of Enrollment Year			
Children with health insurance	98.6%	98.7%	97.5%
Children with a medical home	97.7%	97.7%	97.0%
Children with up-to-date immunizations or all possible immunizations to date or exempt	96.3%	93.3%	93.0%
Children with a dental home	92.9%	88.8%	80.8%
Children with an IFSP or IEP	7.7%	14.0%	14.3%
Children up-to-date on a schedule of preventive and primary health care per California's EPSDT schedule	91.2%	72.0%	75.2%
Children diagnosed with a chronic condition needing medical Treatment	5.9%	8.7%	7.3%
Children who received medical treatment	100.0%	93.8%	92.9%
Families who received at least one family service	72.7%	81.8%	73.0%
Families experiencing homelessness that acquired housing during the enrollment year	17.4%	28.4%	30.8%
Classroom teachers that meet the degree/credential requirements	100.0%	97.5%	88.5%

Financial Accountability

Fiscal responsibility and transparency is a task that benefits ourselves, our county and the communities we serve. Therefore, as required by the Head Start Act §644(a)(2), we provide both our programmatic budget and expenditures as well as public and private funds received from each source. All Head Start | Early Head Start Programs are reviewed every year by the Administration for Children and Families (ACF), Department of Health and Human Services.

FY2019 Head Start | Early Head Start Approved and Actual

The Annual Independent Financial Audit for FY2018-19 made known that the audit findings required to be reported by Circular A-133 had no federal findings or questioned costs in 2018-19.

The table below describes the budgetary expenditures as well as the proposed budget for the fiscal year beginning May 2018 to April 2019.

	Approved Budget	Actual Expenditures
Personnel	\$11,484,004	\$11,360,563
Fringe Benefits	\$6,097,341	\$5,906,390
Travel	\$172,272	\$102,573
Equipment	\$318,174	\$315,458
Supplies	\$492,473	\$1,032,004
Construction	\$3,030,615	\$2,865,244
Contractual	\$3,433,446	\$3,279,923
Other	\$2,806,869	\$1,919,203
Total Direct Costs	\$27,835,194	\$26,781,358
Indirect Cost	\$1,527,825	\$2,090,667
Total	\$29,363,019	\$28,872,025

Financial Accountability

In addition to the Program Budget, we provide the Santa Clara County Office of Education Annual Financial Report for FY19 conducted by an independent auditor.

SCCOE Revenues and Expenditures of Governmental Funds as of FY19 (2018-19)

Revenues and Other Financing Sources	
Local Control Funding Formula	\$153,229,220
Federal Revenue	\$54,732,578
Other State Revenues	\$38,961,121
Other Local Revenues	\$46,114,140
Total Revenues	\$293,037,059
Expenditures	
Instruction	\$100,512,173
Instruction-Related Activities	\$32,031,778
Pupil Services	\$36,176,519
Administration	\$46,376,678
Ancillary Services	\$4,609,279
Community Services	\$17,402
Transfer of Pass-Through revenues	\$55,128,649
Transfers to agencies for services	\$1,552,251
Enterprise Services	\$3,939
Capital Outlay	\$5,482,415
Other Financing Uses	\$979,250
Total Expenditures	\$282,870,333

Source: Santa Clara County Office of Education. (2019). Annual Financial Report. Governmental Funds-Statement of Revenues, Expenditures, and Changes in Fund Balances. Retrieved from [https://www.sccoe.org/depts/bizserv/ibs/Accounting%20Audit%20Reports/2018-19%20Annual%20Audit%20Report%20\(01-15-20\).pdf](https://www.sccoe.org/depts/bizserv/ibs/Accounting%20Audit%20Reports/2018-19%20Annual%20Audit%20Report%20(01-15-20).pdf)

Thank You to Our Partners





Contact Information

Early Learning Services

Head Start | Early Head Start Program

(408) 453-6900 or (800) 820-8182

www.myheadstart.org

HS | EHS is funded by a grant from the U.S. Department of Health and Human Services, Administration for Children and Families, Office of Head Start.